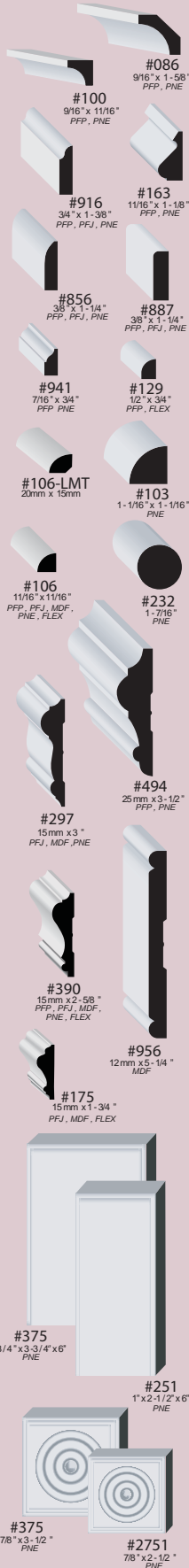


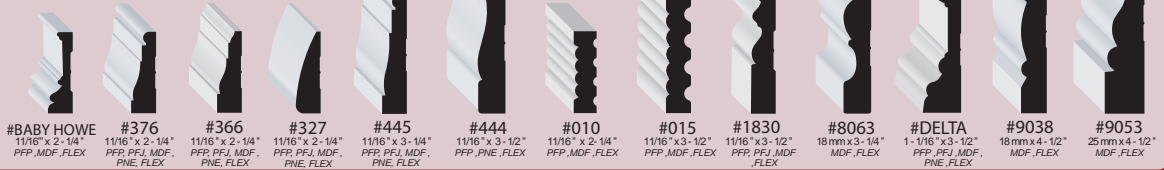


ACCESSORIES




CASINGS

Used primarily to cover the gap between drywall and the door or window frame.




BASEBOARDS

Baseboards are placed along the wall at the floor. They are usually thinner than the casing. They come in a wide range of patterns materials and sizes.



CROWNS

Crowns are placed along the wall at the ceiling. They soften the transition from wall to ceiling while adding a distinctive look and charm to your room.



DIMENSIONAL SQUARE BOARD

	THICKNESS											
	3/4	21/32	3/4	21/32	3/4	21/32	3/4	21/32	3/4	21/32	3/4	21/32
ULTRALITE MDF	X		X		X		X		X		X	
PINE PRIMED		X		X		X		X		X		X
RAW FINGER JOINT		X		X		X		X		X		X
POPLAR	X		X		X		X		X		X	
SOLID CLEAR PINE	X		X		X		X		X		X	

LEGEND

- PFP: PINE PRIMED
- PFJ: RAW FINGER JOINT
- MDF: ULTRALITE MDF
- PNE: SOLID CLEAR PINE
- FLEX: FLEXIBLE
- POP: POPLAR

ITEMS NOT INDICATED IN THIS CATALOG
COULD BE AVAILABLE AT ANY SIZE,
DESIGN OR MATERIAL AS SPECIAL ORDER.
ALL SIZES ARE NOMINAL.